“ ” “ ”

“ ” “ ”



13 ——

——

2025

2017 1728

2017 10 10 A

7.58 2017 10 8 16

22,800.89 2

60.96 2025 12 31

2025 12 31

25,271

2025 12 31

	120918117410201		-	
	44050159004300002515		-	
	44050159004300002516		-	

1 2025

2025 12 25

60.96



2025

˘ Ã ˡH ,´

2025 .

ÛT = É F Ctd (9ãÎ ûe?ô l

（本页无正文，为《闽泰[illegible]



			21,501.34							3,081.72	
			-							22,800.89	
			-								
			-								
	( )			(1)		(2)	(%)(3) (2)/(1)				
1		8,780.33	16,880.49	8,780.33	1,543.96	9,325.95	106.21	2026 3	-		
3		8,221.58	19,056.96	8,221.58	1,067.55	8,834.14	107.45	2026 3	-		

4		2,225.93	8,444.49	2,225.93	470.21	2,367.30	106.35	2026 3	-		
	2020 6 2020 7 2020 “ ” “ ” “ ” AT1003065										
	1 2020 6 2020 7 2020 “ ” “ ” “ ” 22,676.00 45,065.77 2 2023 4 2023 5 2022 1 “ ” 11,053.83 2,273.50 “ ” “ ” “ ” 2 “ ” “ ”										

3 “ ”

3 2024 11

1 2019 4 23

1,150,943.52 “ ”

2,110.84 2,225.93 21,386.25 21,501.34

2 100%